



Bank of Russia

## FINANCIAL MESSAGING SYSTEM OF THE BANK OF RUSSIA – SPFS

DESCRIPTION

CONNECTION PROCEDURE

National Payment System Department  
2024





## SPFS


A safe and reliable channel for exchanging electronic messages on financial transactions



### Goals

---

- Ensuring stable and seamless financial messaging
- Maintaining unified principles and rules of financial messaging



### Services

---

- Sending and monitoring financial messages in SWIFT formats
- Sending messages in the client's proprietary formats
- Managing the client's list of counterparties and the types of financial messages to be received
- Sending ISO 20022 financial messages



### Users

---

- 550+ Russian and foreign users from 20 countries



### Connection to SPFS

---

- Direct connection
- Connection via a **Service Bureau**



**SPFS has been operating since 2014**



Operating mode: **24/7/365**



**Non-residents  
of the  
Russian  
Federation**

**1**

**Send to SPFS@cbr.ru:**

- A filled-in application form\*
- Copies of the legal entity's registration documents (translated into Russian, certified by an apostille)

**2**

- Sign an agreement
- Set up the technical connection
- Generate key information
- Agree on the starting date of the exchange

\* The details of the connection procedure, the form of the agreement and technical documentation are sent after the Bank of Russia has reviewed the application form and copies of registration documents.



## Signing an agreement with the Bank of Russia

- ✓ Obtain the Bank of Russia's approval of the submitted set of statutory documents.
- ✓ Sign an agreement.

## Generating key information

- ✓ Submit to the Bank of Russia signed request forms for certificates of industrial cryptographic keys and their certification.
- ✓ Send files with industrial cryptographic key certificates.
- ✓ The Bank of Russia receives signed registration cards of the industrial key certificates.
- ✓ The Bank of Russia certifies industrial cryptographic keys.
- ✓ Install industrial key information on SPFS AWS of the Bank of Russia Client.
- ✓ Obtain certification of industrial cryptographic keys.

## Inclusion in the SPFS Directory

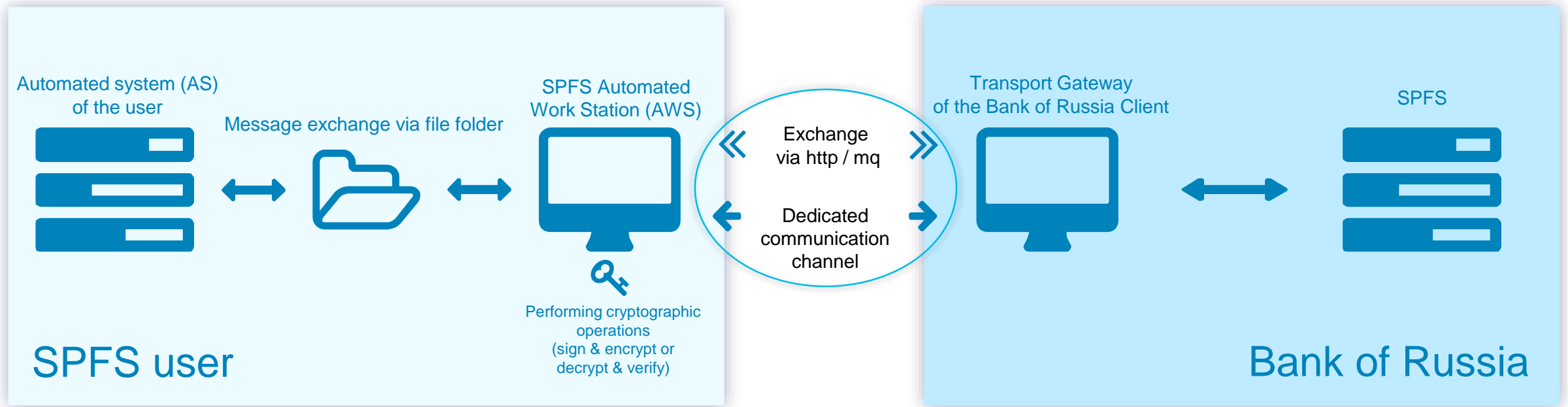
- ✓ Agree on the starting date of the exchange.
- ✓ New user is included in the SPFS Directory.

## Setting up the technical connection

- ✓ Download the Automated Work Station of the Bank of Russia Client (SPFS AWS) from the Bank of Russia website.
- ✓ Receive from the Bank of Russia in person (or through a representative) CDAS "Signatura" software and key certificates.
- ✓ Sign an agreement with Russian communication providers to set up secure telecommunication channels:
  - Rostelecom • TransTeleCom.
- ✓ Set up secure telecommunication channels.
- ✓ Connect to the Transport Gateway of the Bank of Russia Client.
  
- ✓ Test the connection to SPFS.
  
- ✓ Send to the Bank of Russia a signed Act of Readiness for the Transmission of Financial Messages, Act of Compliance with Information Security Requirements, and the entity's details for exchanging information via SPFS.



# Sending and receiving messages via direct connection to SPFS





## Service Bureau

An SPFS user providing its clients with financial messaging services through SPFS



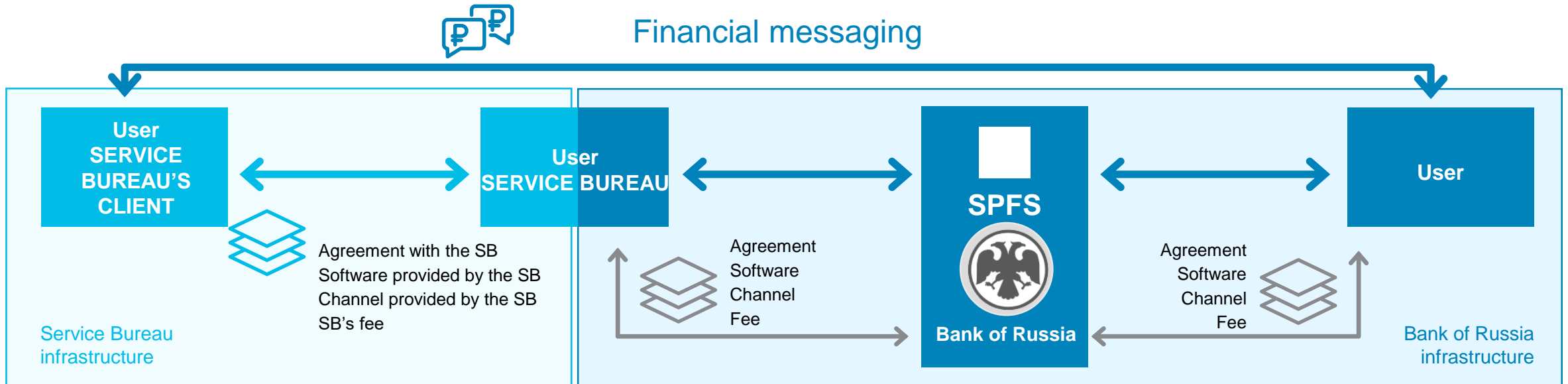
### Advantages

#### For a Service Bureau

- **Expanded** customer base
- **Safe and secure** environment for interacting with customers

#### For a Service Bureau's clients

- **Cost-free integration** with the Bank of Russia's infrastructure
- Use of **existing communication channels and interfaces** (client-bank channels, internal automated systems, etc.)
- Access to **all SPFS clients and services**





1

Sign an agreement with the Bank of Russia for the provision of SPFS services

2

Successfully complete the procedure for direct connection to SPFS

3

Sign a supplementary agreement with the Bank of Russia on performing the functions of an SPFS Service Bureau

4

Submit a request for inclusion of the Service Bureau's client in the SPFS Directory

## Service Bureau

- Develops a contract for the provision of its services.
- Signs service contracts with clients.
- Determines the cost of its services.
- Sets up the exchange infrastructure in accordance with the requirements of the supplementary agreement with the Bank of Russia.
- Makes changes to the SPFS Directory on behalf of its clients.
- Receives a consolidated invoice for the services rendered to its clients.
- Uses proprietary software to interact with its clients.

## For more information about connecting to SPFS via a Service Bureau:

Please contact the organization that provides the services of an SPFS Service Bureau, or send an email to [SPFS@cbr.ru](mailto:SPFS@cbr.ru)

## Service Bureau's Client

- Appears as a full-fledged user in the SPFS Directory.
- Uses the software provided by the SPFS Service Bureau.



## How can a foreign bank or company connect to SPFS?

---

In order to interact using SPFS, a legal entity should send a filled-in application form with copies of its registration documents translated into Russian and certified by an apostille to [SPFS@cbr.ru](mailto:SPFS@cbr.ru).

## What are the fees for using SPFS?

---

The Bank of Russia charges the following fees on a monthly basis for the transmitted messages: 1 RUB per message if < 500 messages are sent per day; 0.8 RUB per message if 500+ messages are sent per day. There is no subscription fee, the Bank of Russia's software is provided free of charge.

## What is an SPFS Service Bureau and what organization can become one?

---

A Russian or a foreign entity that is already an SPFS user can sign a supplementary agreement with the Bank of Russia allowing it to receive and send financial messages on behalf of its clients. Service Bureau's clients will have no connection to SPFS. A Service Bureau takes full responsibility for ensuring a secure transmission of financial messages in the course of interaction with its clients.

## What is the cost of connection to SPFS through a Service Bureau?

---

The pricing policy for this service is independently determined by each Service Bureau.

## Where is the list of SPFS users published?

---

The list of SPFS users is available only to current SPFS users.

## What message formats can be transmitted via SPFS?

---

SWIFT MT messages, a set of ISO 20022 messages, as well as free-format messages for transferring any files of up to 5 MB.





Bank of Russia

Contact us at [SPFS@cbr.ru](mailto:SPFS@cbr.ru)